

TAPE LIGHT WIDE

WHITE LEDS



KEY FEATURES AND BENEFITS

- IP67 Rated flexible LED Strip with Top-Bend
- Powerful lumen output (Up to 3150 lm/m)
- 7 color variation
- Customizable 84 different lengths
- Uniformed brightness with Copper wires
- Wide 28mm width, low height
- Optimum for Indirect Lighting
- Dimmable with DMX / DALI
- LEDs sealed by Silicone
- **Installation** : See ACCESSORIES for options on mounting channels and brackets.
- **Environment** : Exterior. IP67 rated. Water and dust resistant. Proper drainage required. Product should not reside in standing water. Not for use as a submersible light source.
- **Power and Control** : DMX-512, DALI on/off, and dimming control options. Contact factory for more information.

ORDERING

PRODUCT No.

TL	08	-	090W	25K	5050
1	2		3	4	5
PRODUCT	OUTPUT		LED COLOR	LEAD WIRES	LENGTH

1 PRODUCT	4 LEAD WIRES
TL-W Tape Light Wide	- Lead wires at one end. W Lead wires at both ends.
2 OUTPUT	5 LENGTH
08 LED 8.6mm pitch	See length ordering guide.
3 LED COLOR	
22K 2200K	
25K 2500K	
28K 2800K	
30K 3000K	
35K 3500K	
40K 4000K	
50K 5000K	

PRODUCT SPECIFICATIONS

LEDS	112/m
LED PITCH	8.6mm
2200K	930 lm/m
2500K	2260 lm/m
2800K	2420 lm/m
3000K	2470 lm/m
3500K	2980 lm/m
4000K	3150 lm/m
5000K	3120 lm/m
INPUT	24VDC±1%
WATTS	28 W/m
WIDTH¹	28mm
HEIGHT¹	8mm
LENGTH²	70 mm ~ 5050 mm
WEIGHT	220g (7.8oz) per meter
BEAM ANGLE	120°
TRIM POINTS	Every 60mm
Max Unit Connectable	5 m
Bending Radius	60 mm vertical
Operating Temperature	-10° to 50° C

¹ End cap is 31w × 12h mm. See DRAWINGS.
² Standard. See LENGTH ORDER GUIDE.

PRODUCT No.

Standard	"W" Type ¹	LED COLOR
TL08-090W22K	TL08-090W22KW	2200K
TL08-090W25K	TL08-090W25KW	2500K
TL08-090W28K	TL08-090W28KW	2800K
TL08-090W30K	TL08-090W30KW	3000K
TL08-090W35K	TL08-090W35KW	3500K
TL08-090W40K	TL08-090W40KW	4000K
TL08-090W50K	TL08-090W50KW	5000K

¹Lead wires at both ends" Type

TAPE LIGHT WIDE

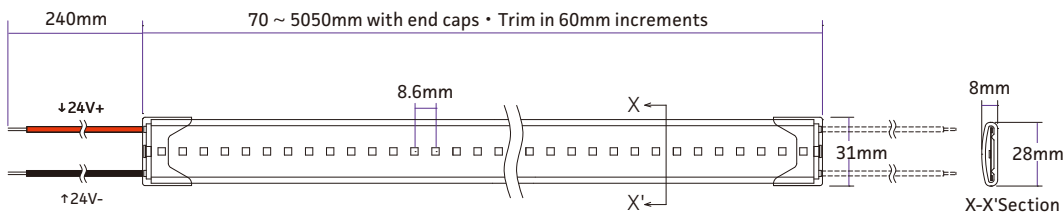
WHITE LEDS

LENGTH ORDER CODE GUIDE (LENGTHS INCLUDE END CAPS.)

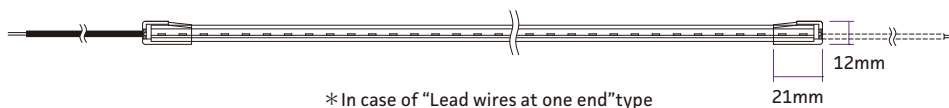
MM	MM	MM	MM	MM	MM	MM	MM
70	730	1390	2050	2710	3370	4030	4690
130	790	1450	2110	2770	3430	4090	4750
190	850	1510	2170	2830	3490	4150	4810
250	910	1570	2230	2890	3550	4210	4870
310	970	1630	2290	2950	3610	4270	4930
370	1030	1690	2350	3010	3670	4330	4990
430	1090	1750	2410	3070	3730	4390	5050
490	1150	1810	2470	3130	3790	4450	
550	1210	1870	2530	3190	3850	4510	
610	1270	1930	2590	3250	3910	4570	
670	1330	1990	2650	3310	3970	4630	

DIMENSIONS

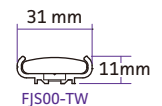
TOP VIEW



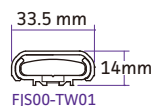
SIDE VIEW



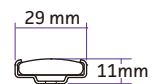
Cross-sectional sizes with accessories



FJS00-TW
Polycarbonate rigid Channel



FJS00-TW01
Polycarbonate Bracket



FAS00-TW & FAS00-TW0
Sus Rigid Channel & Sus Bracket

ACCESSORIES¹

POLYCARBONATE CHANNEL

FJS00-TW

Rigid channel for straight line installations.

Weight:100g
W x H x L : 30×11×1000mm



SUS CHANNEL

FAS00-TW

Rigid channel for straight line installations.

Weight: 200g
W x H x L : 29×10×1000mm



POLYCARBONATE MOUNTING BRACKET

FJS00-TW01 (Qty:5pcs per pack)

Please use 5pcs per meter for curvy line installation
Weight :2g/PC
W x H x L : 33.5×14×23mm



SUS MOUNTING BRACKET

FAS00-TW01 (Qty:5pcs per pack)

Please use 5pcs per meter for curvy line installation
Weight : 6g/PC
W x H x L : 29×10×20mm



¹Select one method for installation. These accessories are not used together.